Use Pb free Solder

B101: PH-309CA MAIN PCB
TOP VIEW

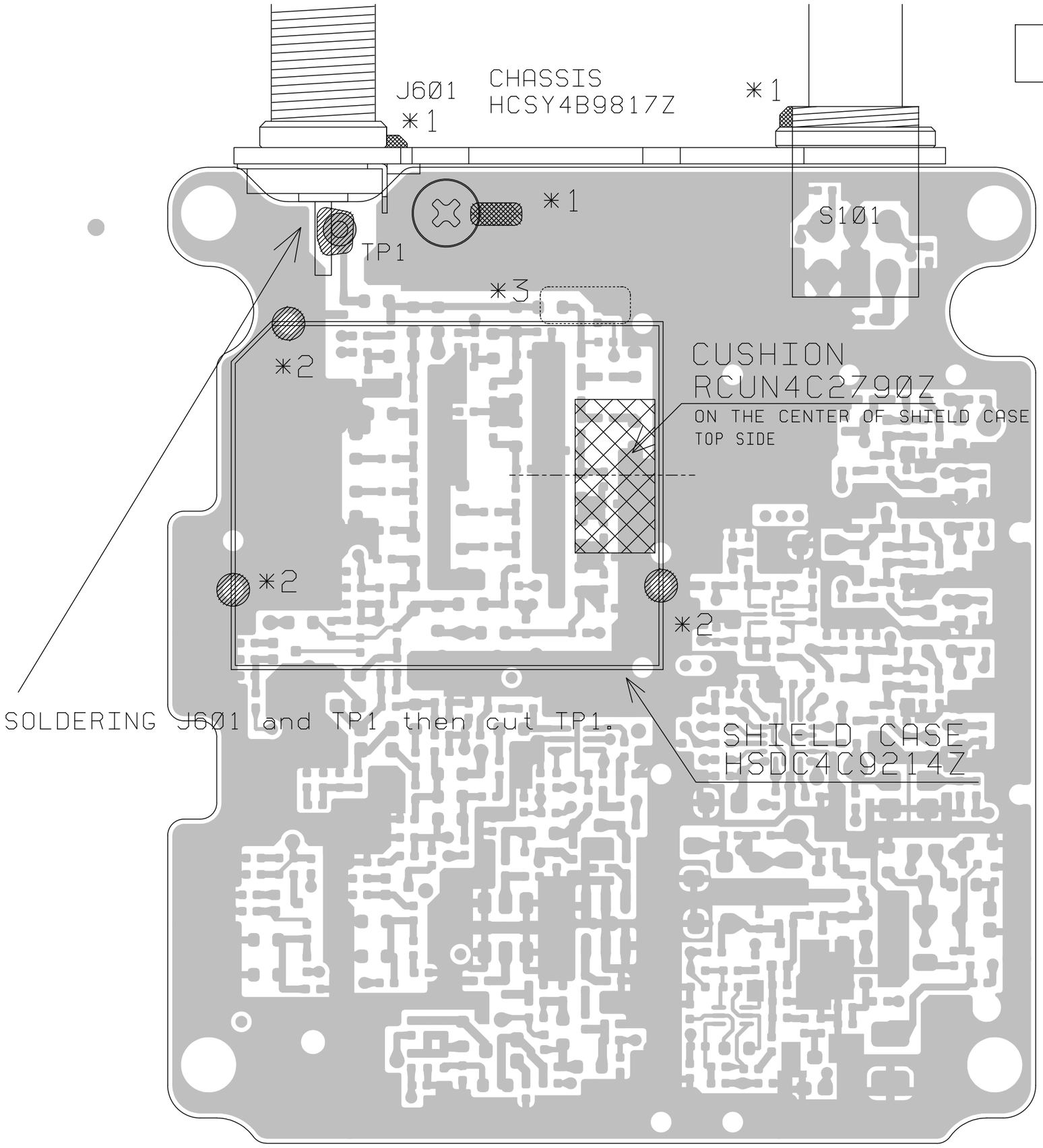

SOLDERING

*1: NJ LOCK (1401B)
*2: SOLDERING BOTTOM SIDE
*3: SOLDERING TOP SIDE

J601	JK-1211
S101	SR-0439
TP1	TP-137

DESIGN. BY	DRAWN. BY	UNIDEN NO.	MODEL NO.
2006APR26	2006SEP26	UB347ZH	UBC3500XLT
KODA	KOBAI	TITLE MAIN ASSY PARTS ASSY TOP VIEW	
CHECK. BY	APPRO. BY		
2006SEP27	2006SEP27	DRAWING NO.	
KODA	IGA	E23-26433	
REV. NO.		UNIDEN CORP.	

Use Pb free Solder

B101: PH-309CA MAIN PCB TOP VIEW

PARTS DIRECTTION

IC111

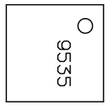

IC103

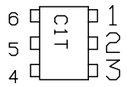

IC114

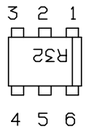

Q11

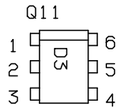

IC104



FT104

FT103

NON DIRECTION
NON UP AND DOWN

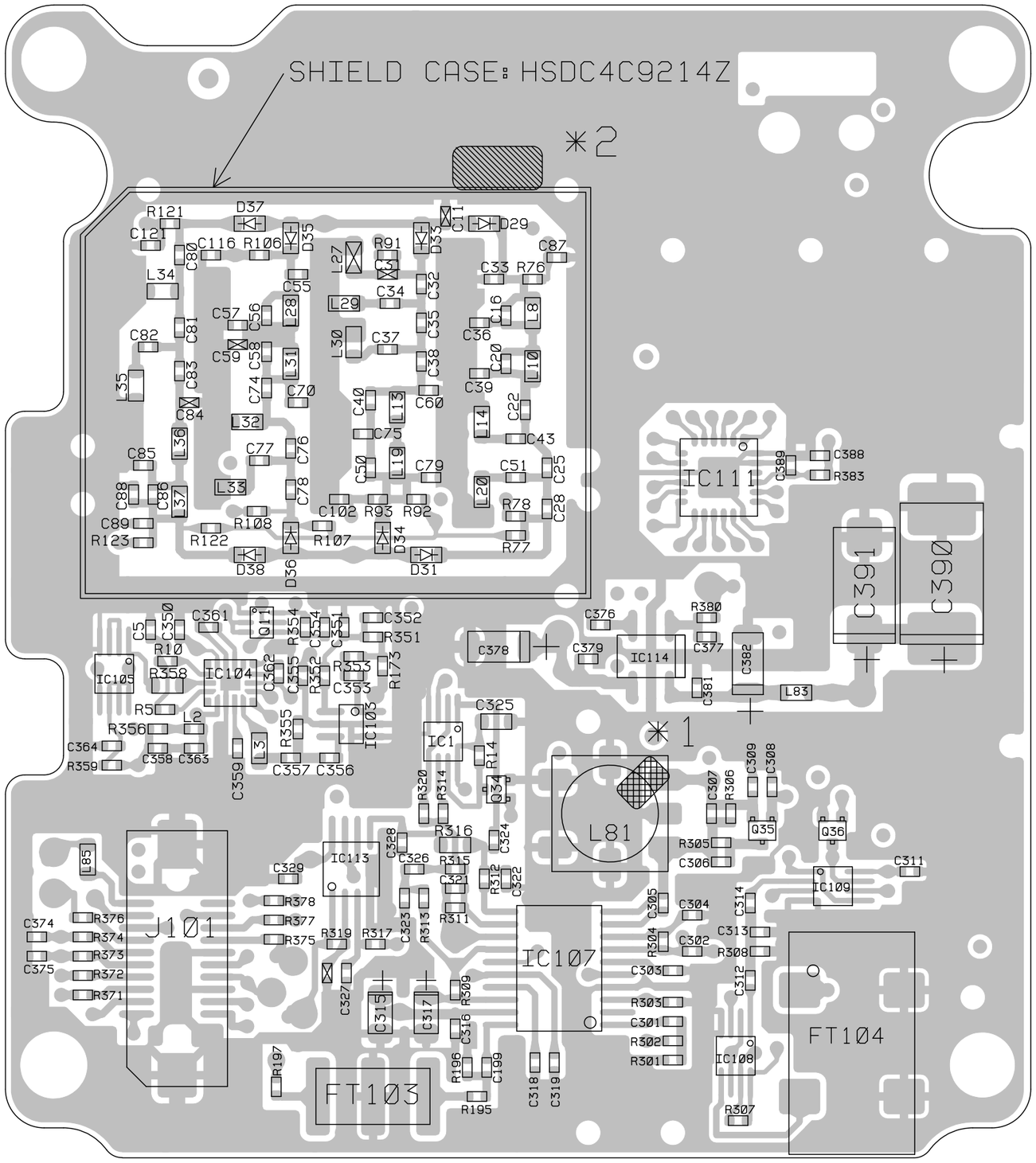

*LZ-218 has Index Mark,
but don't care the location side.
Either side is OK.

*1: NJ LOCK (1401B)

*2: SOLDERING PCB AND SHIELD CASE

DESIGN. BY	DRAWN. BY	UNIDEN NO.	MODEL NO.
2006APR26	2006SEP26	UB347ZH	UBC3500XLT
KODA	KOBAI	TITLE MAIN ASSY (1/2) CHIP LAYOUT TOP VIEW	
CHECK. BY	APPRO. BY		
2006SEP27	2006SEP27	DRAWING NO. E23-26434	
KODA	IGA		
REV. NO.		UNIDEN CORP.	

C5	0.001
C11	DUMMY
C16	1P
C20	5P-C
C22	27P
C25	15P
C28	39P
C31	DUMMY
C32	47P
C33	9P-D
C34	47P
C35	18P
C36	22P
C37	180p
C38	27P
C39	10P-D
C40	3.5P
C43	56P
C50	6P-C
C51	150P
C55	15P
C56	1.5P
C57	47P
C58	6P-C
C59	DUMMY
C60	22P
C70	18P
C74	47P
C75	39P
C76	33P
C77	180p
C78	56P
C79	12P
C80	150P
C81	82P
C82	0.0015
C83	150P
C84	DUMMY
C85	82P
C86	7P-C
C87	0.001
C88	15P
C89	33P
C102	0.001
C116	0.001
C121	0.001
C199	0.001
C301	0.01 16V
C302	0.1 10V
C303	0.068 10V
C304	0.1 10V
C305	10P-D
C306	47P
C307	330P/RH C-0342
C308	0.001
C309	0.1 10V
C311	0.001
C312	560P
C313	180p
C314	560P
C315	6.3V 10-M P C-0345
C316	0.1 10V
C317	6.3V 10-M P C-0345
C318	0.001
C319	0.001
C321	680P
C322	0.0015
C323	0.015 16V
C324	0.012 16V

C325	0.1 16V 1608
C326	0.0039
C327	0.033 10V
C328	100P
C329	0.1 10V
C350	0.01 16V
C351	0.001
C352	33P
C353	0.001
C354	0.001
C355	0.001
C356	0.001
C357	0.001
C358	0.1 10V
C359	0.001
C361	0.001
C362	0.001
C363	0.1 10V
C364	0.001
C374	0.001
C375	0.001
C376	0.1 10V
C377	0.001
C378	6.3V 22-M A C-0345
C379	0.1 10V
C381	0.1 10V
C382	10V 10-M A C-0345
C388	0.1 10V
C389	0.001
C390	10V 220-M D C-0345
C391	10V 100-M C C-0345

D29	KDS114E-RTK/PM
D31	KDS114E-RTK/PM
D33	KDS114E-RTK/PM
D34	KDS114E-RTK/PM
D35	KDS114E-RTK/PM
D36	KDS114E-RTK/PM
D37	KDS114E-RTK/PM
D38	KDS114E-RTK/PM

FT103	FL-1038
FT104	FL-1083

IC1	KIC7W66FK-RTK/P
IC103	uPC2748TB-E3-A
IC104	MB15F72UVPVB-G-ER2KE1
IC105	TC7WH74FK(TE85L.F)
IC107	NJM2552V-TE1-#ZZZB
IC108	TC7WB66FK(TE85L,F)
IC109	TC7WB66FK(TE85L,F)
IC111	PCA9535BS, 118
IC113	NJU7018R-TE1-#ZZZB
IC114	TK11232CMCL-G

J101	JK-1235 20P

L2	1500 LZ-0279
L3	15nH LZ-0218
L8	43nH LZ-0272
L10	33NH LZ-0272
L13	68nH LZ-0272
L14	56nH LZ-0272

L19	56nH LZ-0272
L20	47nH LZ-0272
L27	DUMMY
L28	82nH LZ-0272
L29	72NH LZ-0272
L30	56nH LZ-0272
L31	82nH LZ-0272
L32	100nH LZ-0272
L33	150NH LZ-0272
L34	270NH LZ-0272
L35	270NH LZ-0272
L36	120NH LZ-0272
L37	180NH LZ-0272
L81	LF-0304
L83	600 LZ-0207
L85	600 LZ-0207

Q11	EMD3 T2R
Q34	KRC403E-RTK/P
Q35	DTA143ZE
Q36	KRC403E-RTK/P

R5	0-J
R10	0-J
R14	33K-J
R76	1.5K-J
R77	10K-J
R78	1.5K-J
R91	1.5K-J
R92	15K-J
R93	1.5K-J
R106	1.5K-J
R107	12K-J
R108	1.5K-J
R121	1.5K-J
R122	22K-J
R123	1.5K-J
R173	8.2-J
R195	22-J
R196	330-J
R197	0-J
R301	330-J
R302	1K-J
R303	6.8K-J
R304	10K-J
R305	1K-F
R306	10K-F
R307	33K-J
R308	8.2K-J
R309	22K-J
R311	220K-J
R312	3.3K-J
R313	3.3K-J
R314	68K-J
R315	120K-J
R316	33K-J 1608
R317	100K-J
R318	DUMMY
R319	0-J
R320	68K-J
R351	150-J
R352	0-J
R353	8.2-J
R354	47K-J
R355	330-J
R356	47-J
R358	0-J 1608

R359	47-J
R371	100-J
R372	100-J
R373	100-J
R374	100-J
R375	100-J
R376	100-J
R377	100-J
R378	100-J
R380	100-J
R383	22-J

NOTES - chip top:
1. RESISTANCE VALUES ARE SHOWN IN OHMS
   UNLESS OTHERWISE NOTED.
   (K-KILO OHM. M-MEG OHM.)
2. RESISTOR WATTAGES ARE 1/16W
   UNLESS OTHERWISE NOTED.
3. CAPACITANCE VALUES ARE INDICATED IN
   MICRO FARADS UNLESS OTHERWISE NOTED.
   (P-MICRO-MICRO FARAD)
4. ALL CAPACITORS TEMPERATURE
   CHARACTERISTICS ARE CH (LESS THAN 820PF)
   OR B (MORE THAN 0.001UFPF)
   UNLESS OTHERWISE NOTED.
5. ALL CAPACITORS ARE RATED 50V
   UNLESS OTHERWISE NOTED.
6. ALL CAPACITORS SIZE ARE 1005
   UNLESS OTHERWISE NOTED.
7. CHIP PARTS ARE NOT SPECIFIED IN THIS DRAWING
   PLEASE REFER TO THE PARTS LIST
   FOR THE CHIP PARTS.

DESIGN.BY	DRAWN.BY	UNIDEN NO.	MODEL NO.
2006SEP26	2006SEP26	UB347ZH	UBC3500XLT
KOBAI	KOBAI	TITLE MAIN ASSY	
CHECK.BY	APPRO.BY	CHIP LAY OUT TOP VIEW(2/2)	
2006SEP27	2006SEP27	DRAWING NO.	
KODA	IGA	E23-26435	
REV. NO.		UNIDEN CORP.	

B101: PH-309CA MAIN PCB BOTTM VIEW

Use Pb free Solder

PARTS DIRECTION

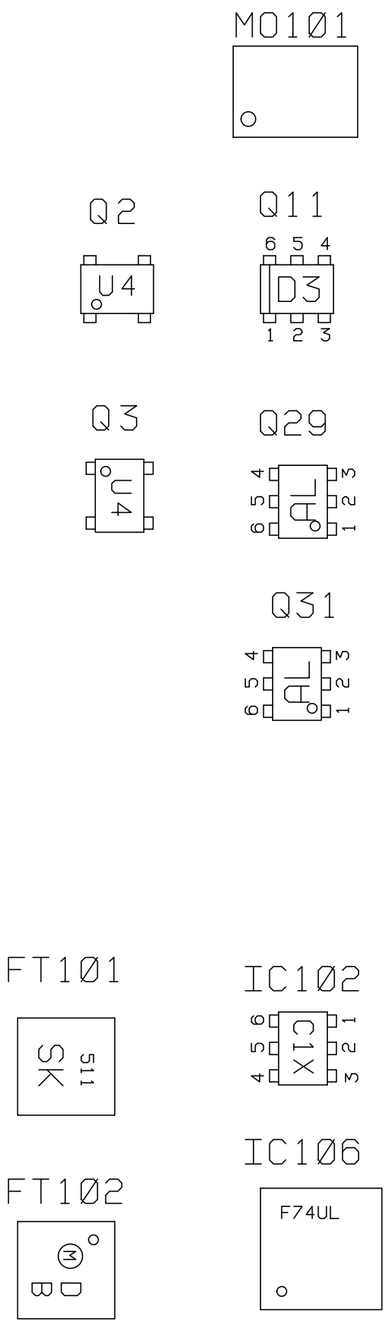

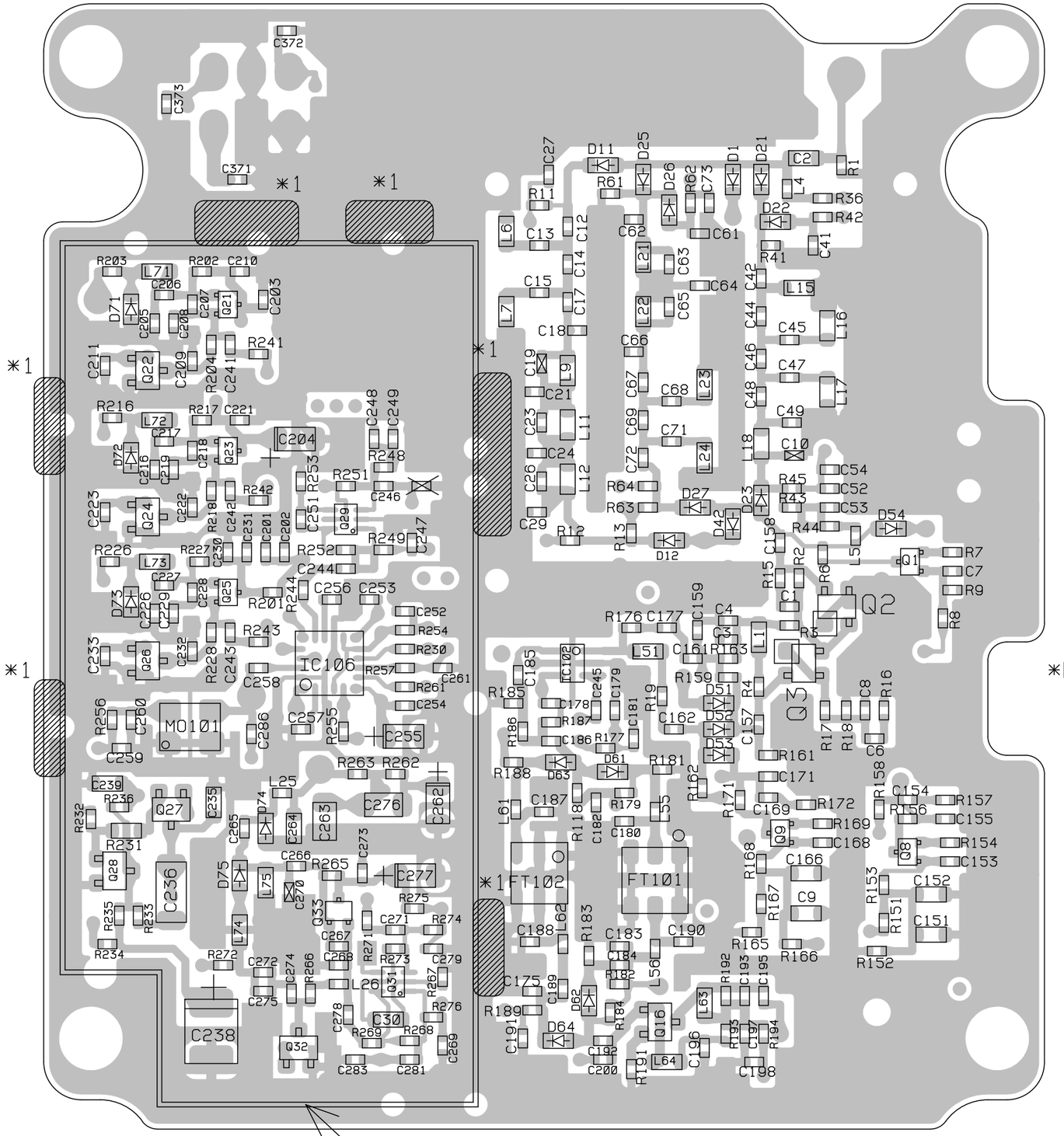

SHIELD CASE: HSDC3C9224Z

SOLDERING

*1: PCB AND SHIELD CASE

*LZ-218 and LZ-104 have Index Mark, but don't care the location side. Either side is OK.

DESIGN. BY	DRAWN. BY	UNIDEN NO.	MODEL NO.
2006APR26	2006SEP26	UB347ZH	UBC3500XLT
KODA	KOBAI	TITLE MAIN ASSY (1/2) CHIP LAYOUT BOTTOM VIEW	
CHECK. BY	APPRO. BY		
2006SEP27	2006SEP27	DRAWING NO. E23-26436	
KODA	IGA		
REV. NO.		UNIDEN CORP.	

C1	33P
C2	0.01 1608
C3	10P-D
C4	0.01 16V
C6	0.001
C7	0.001
C8	8P-D
C9	10V 2.2 1608 C-0344
C10	DUMMY
C12	39P
C13	47P
C14	8P-D
C15	120P
C17	12P
C18	10P-D
C19	DUMMY
C21	18P
C23	4P
C24	15P
C26	2P
C27	0.001
C29	5P
C30	33P 1608
C41	33P
C42	3P
C44	1.5P
C45	12P
C46	2P
C47	9P-D
C48	4P
C49	3P
C52	15P
C53	0.001
C54	0.001
C61	100P
C62	3P
C63	1P
C64	9P-D
C65	2P
C66	6P-C
C67	10P-D
C68	15P
C69	6P-C
C71	68P
C72	12P
C73	0.001
C151	10V 2.2 1608 C-0344
C152	10V 2.2 1608 C-0344
C153	0.001
C154	0.01 16V
C155	68P
C157	0.001
C158	0.001
C159	0.1 10V
C161	10P-D
C162	0.001
C166	10V 2.2 1608 C-0344
C168	0.1 10V
C169	0.01 16V
C171	68P
C175	12P
C177	0.01 16V
C178	0.001
C179	100P
C180	0.75P
C181	0.001
C182	0.1 10V
C183	5P
C184	8P-D

C185	0.001
C186	0.001
C187	1.5P
C188	1.5P
C189	10P-D
C190	0.75P
C191	330P 16V
C192	0.001
C193	270P 16V
C195	68P
C196	0.001
C197	0.01 16V
C198	100P
C200	4P
C201	0.1 10V
C202	0.001
C203	0.001
C204	6.3V 10-M P C-0345
C205	3P
C206	27P
C207	7P-C
C208	6P-C
C209	0.001
C210	6P-C
C211	0.001
C216	2.5P
C217	15P
C218	5P
C219	4P
C221	0.001
C222	0.001
C223	0.001
C226	1.5P
C227	8P-D
C228	4P
C229	3P
C230	6P-C
C231	0.001
C232	0.001
C233	0.001
C235	25V 0.0047 1608 CZ-0249
C236	25V 0.1 3216 CZ-0251
C238	35V 3.3-M B C-0345
C239	25V 0.0047 1608 CZ-0249
C240	DUMMY
C241	5P
C242	5P
C243	5P
C244	10P-D
C245	0.001
C246	0.001
C247	0.001
C248	0.001
C249	0.1 10V
C251	33P
C252	0.1 10V
C253	0.001
C254	0.001
C255	6.3V 10-M P C-0345
C256	0.001
C257	0.001
C258	0.001
C259	0.1 10V
C260	0.001
C261	100P
C262	16V 1-M P C-0345
C263	10V 0.1 2125 CZ-0250

C264	25V 0.0047 1608 CZ-0249
C265	7P-C
C266	8P-D
C267	7P-C
C268	7P-C
C269	0.1 10V
C270	DUMMY
C271	10P-D
C272	0.001
C273	0.001
C274	0.001
C275	1u-M 10V
C276	10V 0.1 2125 CZ-0250
C277	6.3V 10-M P C-0345
C278	2P
C279	0.001
C281	330P 16V
C283	2P
C286	0.001
C371	0.01 16V
C372	0.01 16V
C373	0.01 16V

D1	KDS114E-RTK/PM
D11	1SV308(TPH3,F)
D12	KDS114E-RTK/PM
D21	1SV308(TPH3,F)
D22	KDS114E-RTK/PM
D23	1SV308(TPH3,F)
D25	1SV308(TPH3,F)
D26	KDS114E-RTK/PM
D27	1SV308(TPH3,F)
D42	KDS114E-RTK/PM
D51	1SV308(TPH3,F)
D52	1SV308(TPH3,F)
D53	KDS114E-RTK/PM
D54	1SV308(TPH3,F)
D61	KDS114E-RTK/PM
D62	KDS114E-RTK/PM
D63	KDS114E-RTK/PM
D64	KDS114E-RTK/PM
D71	1SV290(TPH3,F)
D72	1SV290(TPH3,F)
D73	1SV278B(TPH2,F)
D74	1SV323(TPH3,F)
D75	1SV308(TPH3,F)

FT101	FL-1055
FT102	FL-1051

IC102	UPC2757TB TAPE
IC106	MB15F74ULPVA-G-ER

L1	4.7nH LZ-0218
L4	1500 LZ-0279
L5	1500 LZ-0279
L6	33NH LZ-0272
L7	33NH LZ-0272
L9	33NH LZ-0272
L11	27NH LZ-0272
L12	27NH LZ-0272
L15	6.8nH LZ-0272
L16	7.5NH LZ-0272
L17	8.7NH LZ-0272

L18	5.6nH LZ-0218
L21	18nH LZ-0272
L22	15nH LZ-0272
L23	27NH LZ-0272
L24	18nH LZ-0272
L25	1500 LZ-0279
L26	1500 LZ-0279
L51	6.8nH LZ-0218
L55	68nH LZ-0104
L56	68nH LZ-0104
L61	100nH LZ-0104
L62	100nH LZ-0104
L63	0.82uH LZ-0226
L64	12NH LZ-0272
L71	22NH LZ-0272
L72	12NH LZ-0272
L73	10NH LZ-0272
L74	36NH LZ-0272
L75	33NH LZ-0272

MO101	MO-0174

Q1	2SC5383-T111-1E
Q2	MT4S32U(TE85L,F)
Q3	MT4S32U(TE85L,F)
Q8	2SC5383-T111-1E
Q9	2SC5383-T111-1E
Q16	2SC5065-Y(TE85R,F)
Q21	2SC5006-FB-T1
Q22	DTC363EU T106
Q23	2SC5006-FB-T1
Q24	DTC363EU T106
Q25	2SC5010-T1
Q26	DTC363EU T106
Q27	2SK880-GR(TE85L,F)
Q28	2SC4116-GR(TE85L,F
Q29	MT6C04AE(TE85L,F)
Q31	MT6C04AE(TE85L,F)
Q32	DTC363EU T106
Q33	2SC5006-FB-T1

R1	3.3K-J
R2	39K-J
R3	180-J
R4	68-J
R6	680-J
R7	15-J
R8	3.3K-J
R9	33K-J
R11	1.5K-J
R12	1.5K-J
R13	12K-J
R15	1K-J
R16	33-J
R17	5.6-J
R18	470-J
R19	0-J
R36	1.5K-J
R41	1.5K-J
R42	100-J
R43	3.9K-J
R44	1.5K-J
R45	1.5K-J
R61	1.5K-J
R62	100-J
R63	3.9K-J

R64	1.5K-J
R118	3.3K-J
R151	33K-J
R152	33K-J
R153	1K-J
R154	15-J
R156	270-J
R157	10-J
R158	47K-J
R159	3.3K-J
R161	2.7K-J
R162	3.3K-J
R163	10-J
R165	4.7K-J
R166	33K-J
R167	18K-J
R168	10K-J
R169	15-J
R171	1.5K-J
R172	33-J
R176	220-J
R177	22-J
R179	3.3K-J
R181	2.7K-J
R182	3.3K-J
R183	2.7K-J
R184	3.3K-J
R185	150-J
R186	39-J
R187	150-J
R188	1.8K-J
R189	1.8K-J
R191	6.8-J
R192	1K-J
R193	100K-J
R194	270-J
R201	150-J
R202	27K-J
R203	4.7K-J
R204	220-J
R216	4.7K-J
R217	39K-J
R218	220-J
R226	4.7K-J
R227	27K-J
R228	220-J
R230	0-J
R231	3.9K-J 1608
R232	8.2K-J
R233	4.7K-J
R234	470-J
R235	4.7K-J
R236	5.6K-J
R241	270-J
R242	270-J
R243	220-J
R244	56-J
R248	220-J
R249	220-J
R251	22K-J
R252	39K-J
R253	33-J
R254	22-J
R255	1K-J
R256	22-J
R257	33K-J
R261	100-J
R262	820-J
R263	10K-J

R265	39K-J
R266	330-J
R267	33-J
R268	22K-J
R269	220-J
R271	100-J
R272	1.8K-J
R273	22K-J
R274	220-J
R275	220-J
R276	220-J

NOTES - chip top:
1. RESISTANCE VALUES ARE SHOWN IN OHMS
   UNLESS OTHERWISE NOTED.
   (K-KILO OHM. M-MEG OHM.)
2. RESISTOR WATTAGES ARE 1/16W
   UNLESS OTHERWISE NOTED.
3. CAPACITANCE VALUES ARE INDICATED IN
   MICRO FARADS UNLESS OTHERWISE NOTED.
   (P-MICRO-MICRO FARAD)
4. ALL CAPACITORS TEMPERATURE
   CHARACTERISTICS ARE CH (LESS THAN 820PF)
   OR B (MORE THAN 0.001UFPF)
   UNLESS OTHERWISE NOTED.
5. ALL CAPACITORS ARE RATED 50V
   UNLESS OTHERWISE NOTED.
6. ALL CAPACITORS SIZE ARE 1005
   UNLESS OTHERWISE NOTED.
7. CHIP PARTS ARE NOT SPECIFIED IN THIS DRAWING
   PLEASE REFER TO THE PARTS LIST
   FOR THE CHIP PARTS.

DESIGN.BY	DRAWN.BY	UNIDEN NO.	MODEL NO.
2006SEP26	2006SEP26	UB347ZH	UBC3500XLT
KOBAI	KOBAI	TITLE MAIN ASSY	
CHECK.BY	APPRO.BY	CHIP LAY OUT BOTTOM VIEW(2/2)	
2006SEP27	2006SEP27	DRAWING NO.	
KODA	IGA	E23-26437	
REV. NO.		UNIDEN CORP.	

B101: PH-309CA MAIN PCB
BOTTOM VIEW

Use Pb free Solder

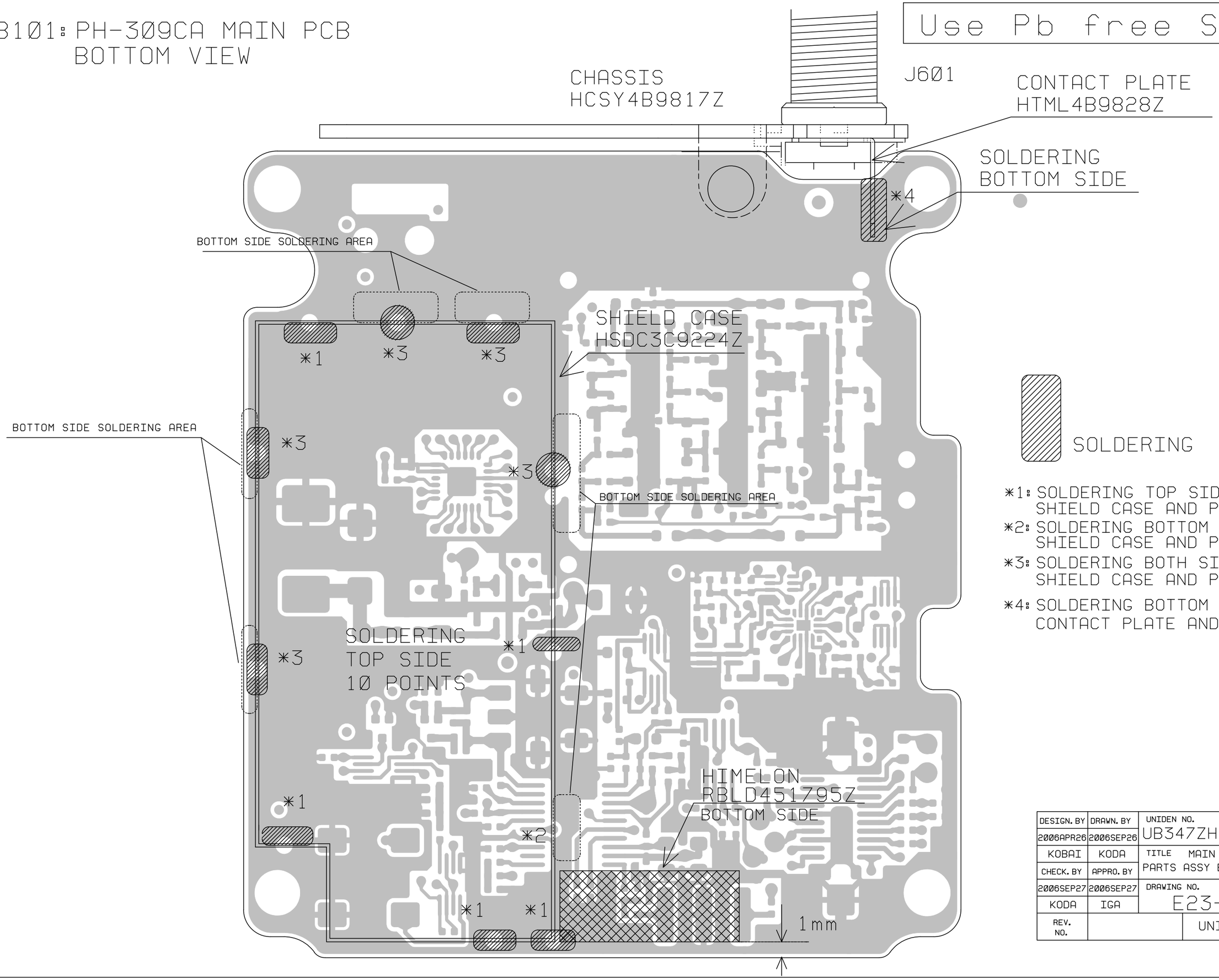

*1: SOLDERING TOP SIDE
SHIELD CASE AND PCB

*2: SOLDERING BOTTOM SIDE
SHIELD CASE AND PCB

*3: SOLDERING BOTH SIDE
SHIELD CASE AND PCB

*4: SOLDERING BOTTOM SIDE
CONTACT PLATE AND PCB

DESIGN. BY	DRAWN. BY	UNIDEN NO.	MODEL NO.
2006APR26	2006SEP26	UB347ZH	UBC3500XLT
KOBAI	KODA	TITLE MAIN ASSY	
CHECK. BY	APPRO. BY	PARTS ASSY BOTTOM VIEW	
2006SEP27	2006SEP27	DRAWING NO.	
KODA	IGA	E23-26438	
REV. NO.		UNIDEN CORP.	

B401 PH-310BA (1/2) [TOP VIEW]

Use Pb free Solder

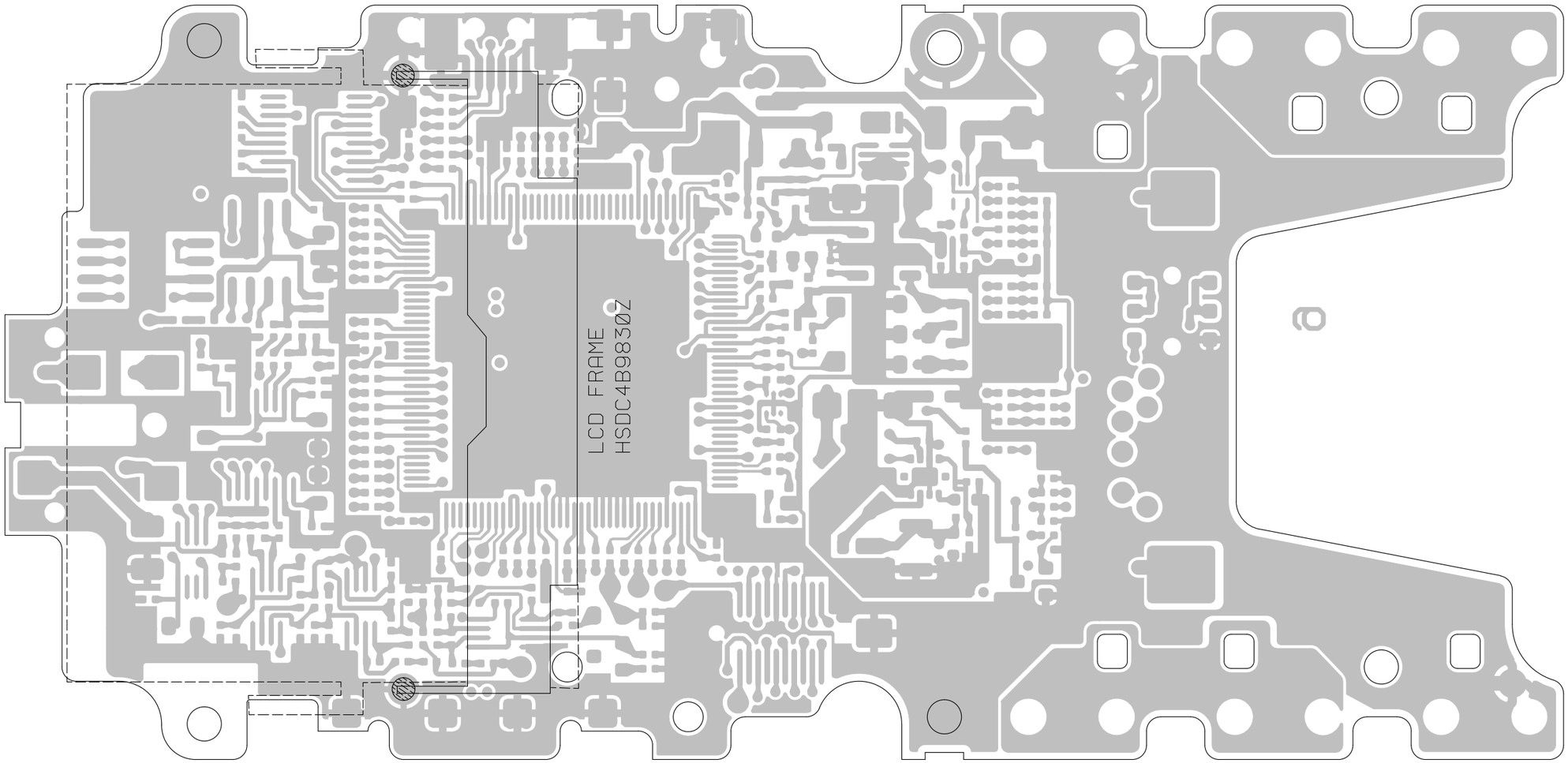

: SOLDERING BOTTOM SIDE

B401 PH-310BA (2/2) [TOP VIEW]

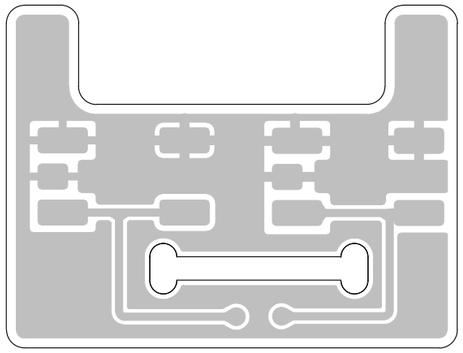

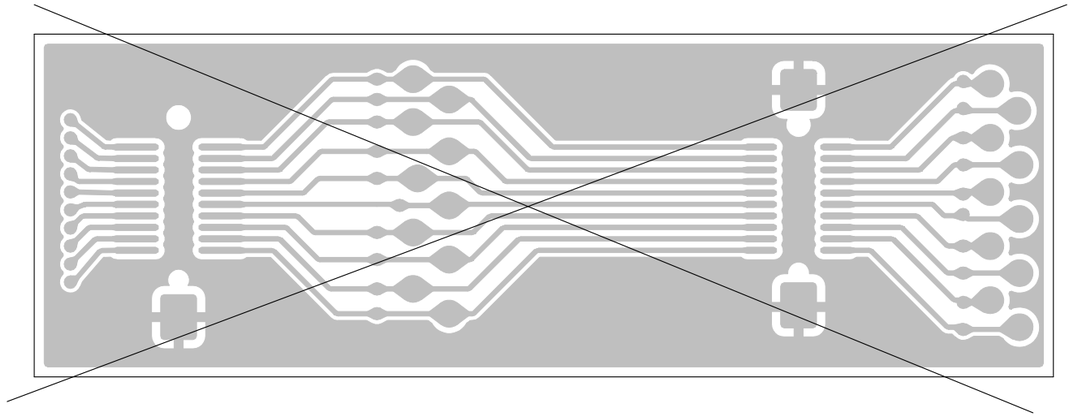

DESIGN. BY	DRAWN. BY	UNIDEN NO.	MODEL NO.
2005JUN15	2006SEP26	UB347ZH	UBC3500XLT
KODA	KOBAI	TITLE KEY ASSY PARTS ASSY TOP VIEW	
CHECK. BY	APPRO. BY		
2006SEP27	2006SEP27	DRAWING NO.	
KODA	IGA	E23-26439	
REV. NO.			UNIDEN CORP.

B401 PH-310BA (1/2) [TOP VIEW]

Use Pb free Solder

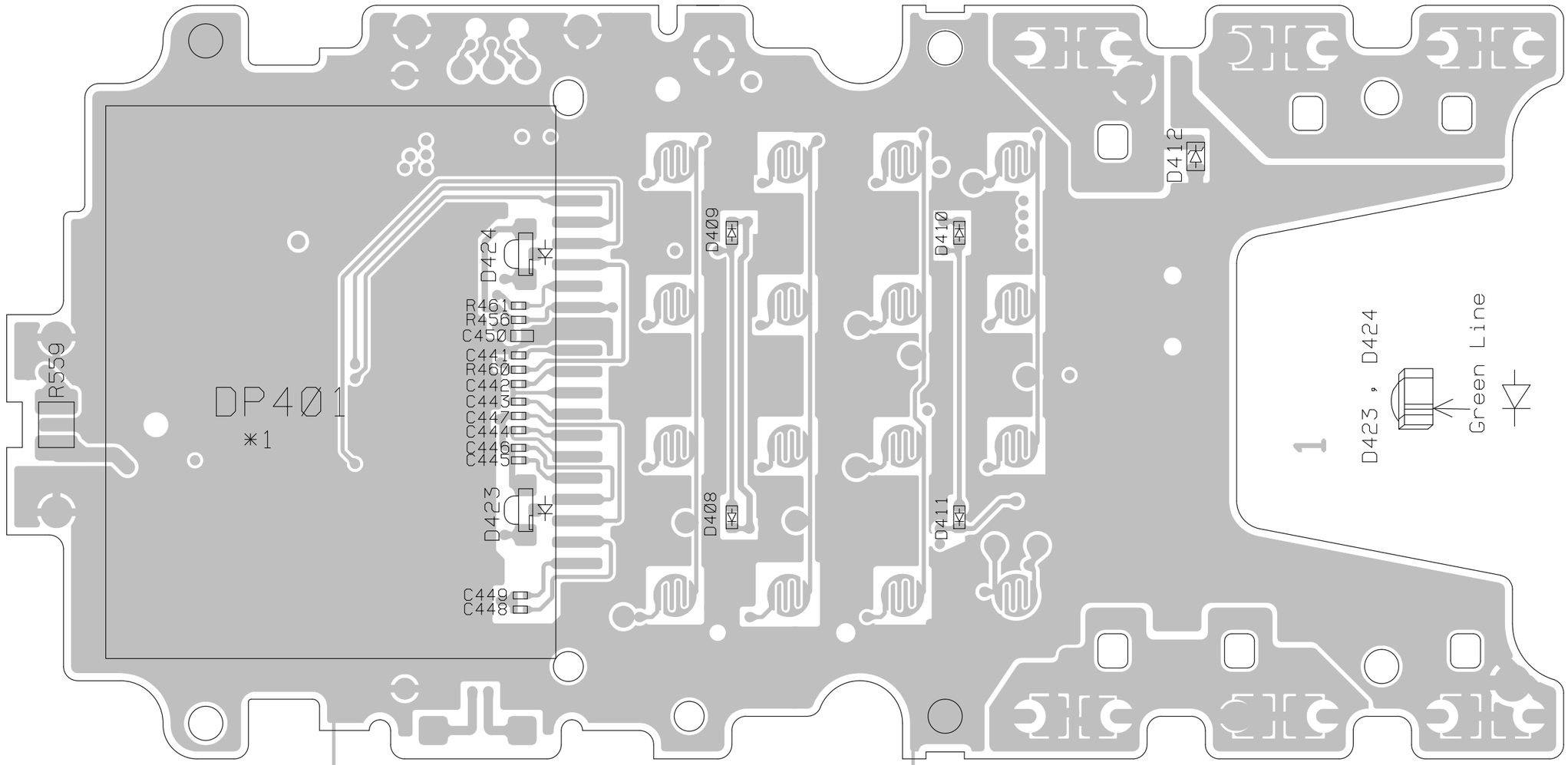

*1: DP401 MANUAL SOLDERING

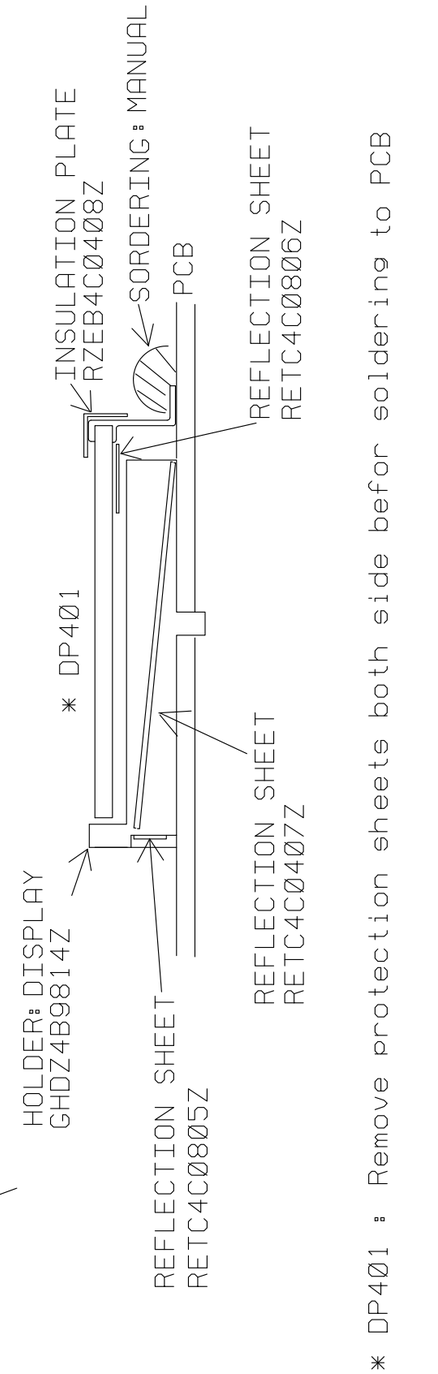

B401 PH-310BA (2/2) [TOP VIEW]

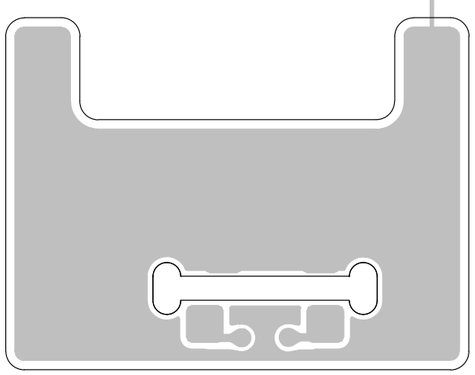

JIG PCB

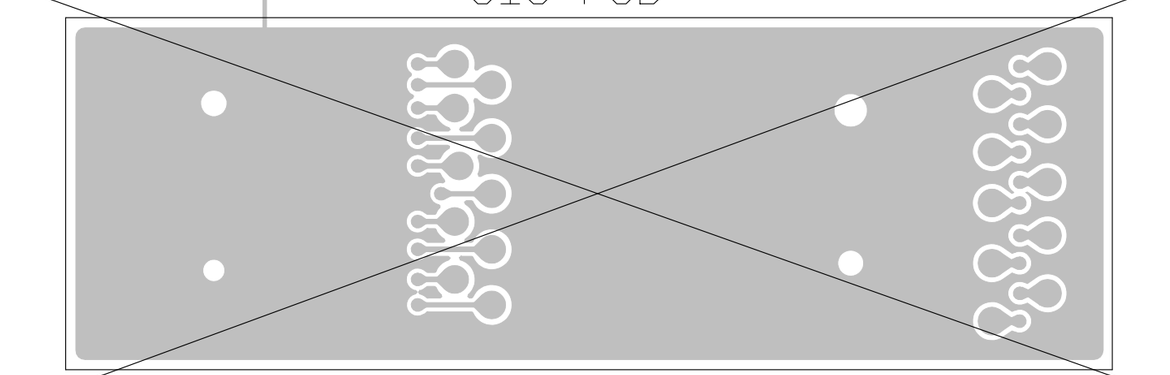

(IT'S NOT NEEDED FOR MASS PRODUCTION.)

DESIGN. BY	DRAWN. BY	UNIDEN NO.	MODEL NO.
2005JUN15	2006SEP26	UB347ZH	UBC3500XLT
KODA	KOBAI	TITLE KEY ASSY (1/2)	
CHECK. BY	APPRO. BY	CHIP LAYOUT TOP VIEW	
2006SEP27	2006SEP27	DRAWING NO.	
KODA	IGA	E23-26440	
REV. NO.		UNIDEN CORP.	

C441	0.1 10V
C442	0.1 10V
C443	0.1 10V
C444	0.1 10V
C445	0.1 10V
C446	0.1 10V
C447	0.1 10V
C448	0.1 10V
C449	0.1 10V
C450	1 10V 1608

D408	FY1111C-64-TR
D409	FY1111C-64-TR
D410	FY1111C-64-TR
D411	FY1111C-64-TR
D412	UDZS F 10B TE-17
D423	FY1101F-10-TR
D424	FY1101F-10-TR

DP401	DL-0334

R456	100-J
R460	100-J
R461	100-J
R559	10-J 1/4W 3225

NOTES - chip top:
1. RESISTANCE VALUES ARE SHOWN IN OHMS
   UNLESS OTHERWISE NOTED.
   (K-KILO OHM. M-MEG OHM.)
2. RESISTOR WATTAGES ARE 1/16W
   UNLESS OTHERWISE NOTED.
3. CAPACITANCE VALUES ARE INDICATED IN
   MICRO FARADS UNLESS OTHERWISE NOTED.
   (P-MICRO-MICRO FARAD)
4. ALL CAPACITORS TEMPERATURE
   CHARACTERISTICS ARE CH (LESS THAN 820PF)
   OR B (MORE THAN 0.001UFPF)
   UNLESS OTHERWISE NOTED.
5. ALL CAPACITORS ARE RATED 50V
   UNLESS OTHERWISE NOTED.
6. ALL CAPACITORS SIZE ARE 1005
   UNLESS OTHERWISE NOTED.
7. CHIP PARTS ARE NOT SPECIFIED IN THIS DRAWING
   PLEASE REFER TO THE PARTS LIST
   FOR THE CHIP PARTS.

DESIGN.BY	DRAWN.BY	UNIDEN NO.	MODEL NO.
2006SEP26	2006SEP26	UB347ZH	UBC3500XLT
KOBAI	KOBAI	TITLE KEY ASSY	
CHECK.BY	APPRO.BY	CHIP LAY OUT TOP VIEW(2/2)	
2006SEP27	2006SEP27	DRAWING NO.	
KODA	IGA	E24-26441	
REV. NO.		UNIDEN CORP.	

B401 PH-310BA (1/2) [BOTTOM VIEW]

Use Pb free Solder

SPACER: RETC4C2521Z
ATTACH SPACER ON BACKSIDE OF J402

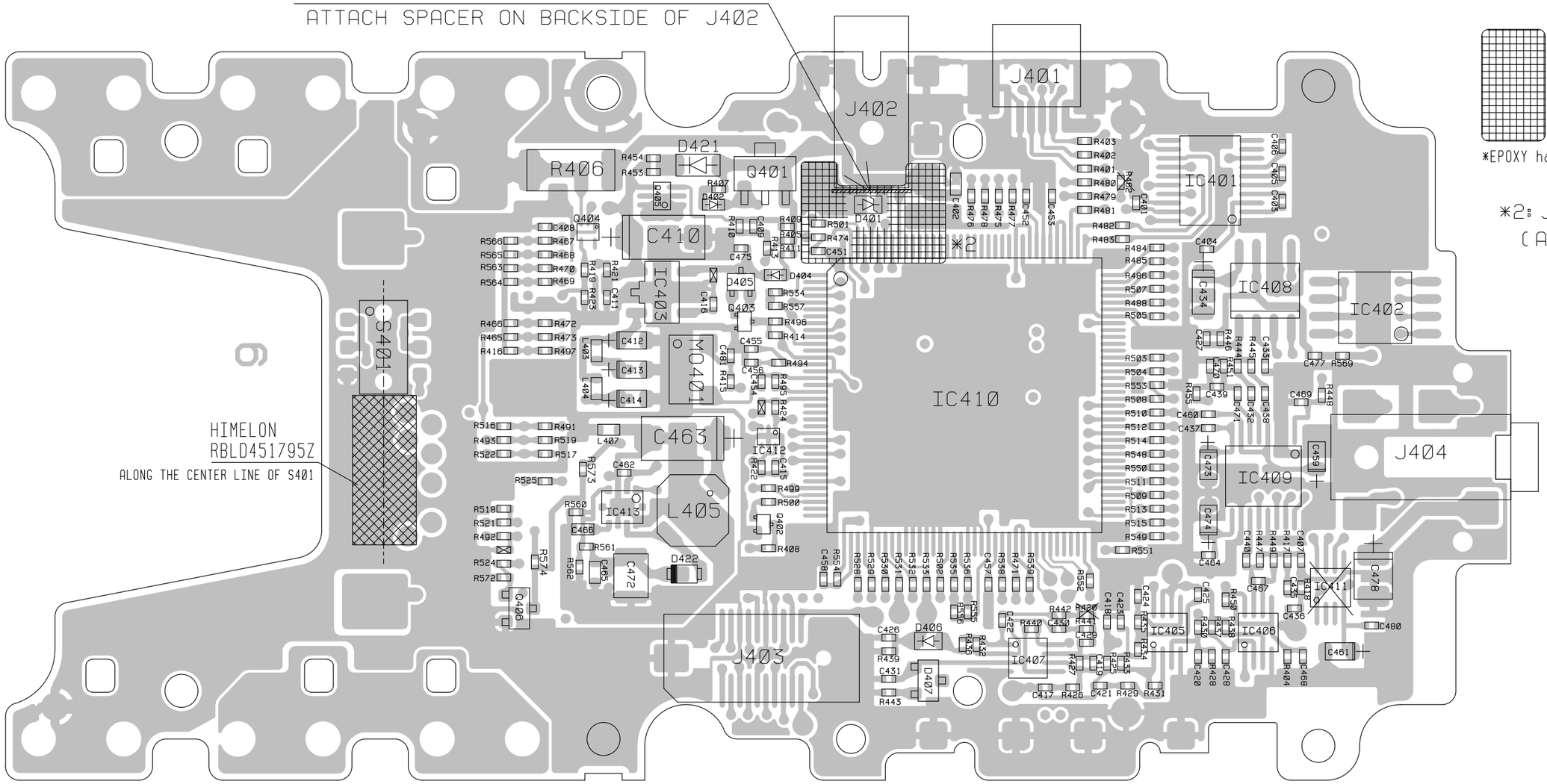

EPOXY RESIN
(HEIGHT MAX=4mm)

*EPOXY has to be compliant with RoHs Directive.

*2: J402 BACKSIDE
(AFTER ATTACH SPACER)

B401 PH-310BA (2/2) [BOTTOM VIEW]

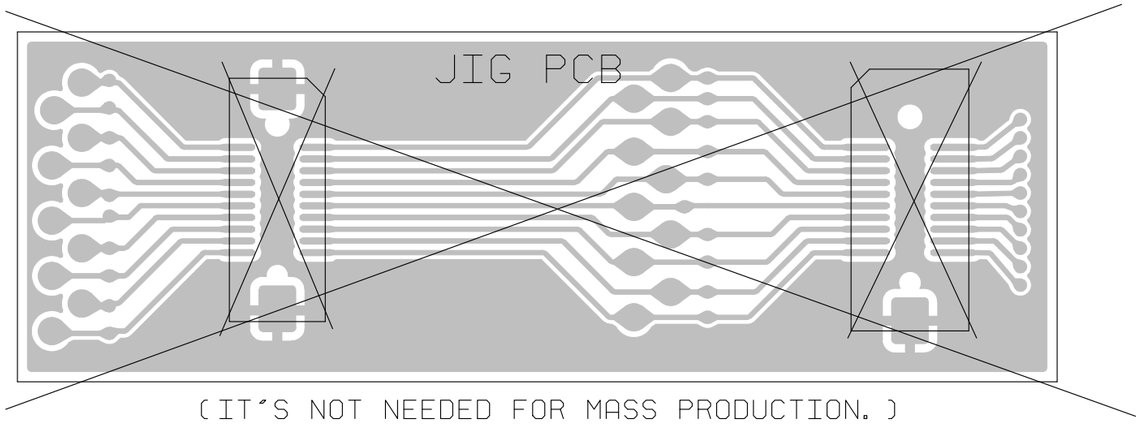

(IT'S NOT NEEDED FOR MASS PRODUCTION.)

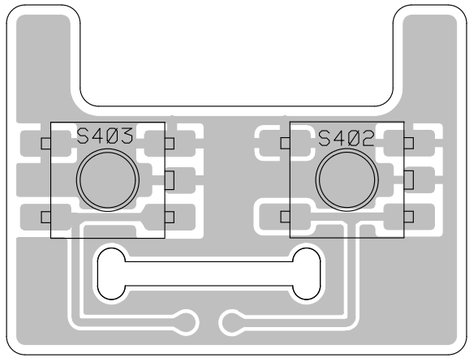

DESIGN. BY	DRAWN. BY	UNIDEN NO.	MODEL NO.
2005MAY02	2006SEP26	UB347ZH	UBC3500XLT
KODA	KOBAI	TITLE KEY ASSY (1/2) CHIP LAYOUT BOTTOM VIEW	
CHECK. BY	APPRO. BY		
2006SEP27	2006SEP27	DRAWING NO.	
KODA	IGA	E23-26442	
REV. NO.		UNIDEN CORP.	

C401	0.1 10V
C402	0.1 1608
C403	0.1 10V
C404	0.1 10V
C405	0.1 10V
C406	0.1 10V
C407	0.0033
C408	0.001
C409	0.001
C410	100-M C C-0345
C411	0.1 10V
C412	6.3V 10-M P C-0345
C413	6.3V 10-M P C-0345
C414	6.3V 10-M P C-0345
C415	0.033
C416	0.1 10V
C417	0.001
C418	0.47u-M 6.3V
C419	10P-D
C420	0.1 10V
C421	1u-M 6.3V
C422	150P
C423	0.0027
C424	150P
C425	0.012 16V
C426	1u-M 6.3V
C427	120P
C428	0.1 10V
C429	0.001
C430	150P
C431	0.1 10V
C432	0.056
C433	1u-M 6.3V
C434	6.3V 22-M A C-0345
C435	0.33u-M 6.3V
C436	0.033
C437	0.1 10V
C438	0.033
C439	0.1 10V
C440	0.012 16V
C451	0.1 10V
C452	1u-M 6.3V
C453	0.33u-M 6.3V
C454	0.001
C455	560P
C456	0.1 10V
C457	1u-M 6.3V
C458	1u-M 6.3V
C459	6.3V 10-M P C-0345
C460	1u-M 6.3V
C461	6.3V 10-M P C-0345
C462	0.1 10V
C463	100-M C C-0345
C464	0.1 10V
C465	0.1 1608
C466	1 1608
C467	560P
C468	1u-M 6.3V
C469	0.001
C470	0.0056 25V
C471	0.1 10V
C472	4.7u 3225 CZ-321
C473	6.3V 10-M P C-0345
C474	6.3V 10-M P C-0345
C475	1u-M 6.3V
C477	0.1 10V
C478	47-M B C-0345
C480	0.1 10V
C481	0.1 10V

D401	UDZS F 10B TE-17
D402	KDS160E-RTK/P
D404	KDS160E-RTK/P
D405	DAN235U
D406	MA729 TX
D407	HSM88AS TL-E
D421	CRG01
D422	RSX101VA-30 TR

IC401	SP3223EEY-L-T/R
IC402	AT45DB011B-SU-SL383
IC403	TK11232CUCB-G
IC405	NJU7018R-TE1-#ZZZB
IC406	NJU7018R-TE1-#ZZZB
IC407	NJU7043RB1-TE1-#ZZZB
IC408	TK10569MTL-G
IC409	SM6451B T-G-E2
IC410	M32182F8TFP U2
IC411	DUMMY
IC412	R3112D281C-TR-FA
IC413	TK11891FTL-G

J401	JK-1362 4
J402	JK-1155 3P
J403	JK-1236 20P
J404	JK-1222 4
J601	DUMMY
J602	DUMMY

L403	600 LZ-0207
L404	600 LZ-0207
L405	6.8UH LZ-0154
L407	600 LZ-0207

MO401	MO-0206

Q401	2SB1115-YL T1-A
Q402	KRC403E-RTK/P
Q403	KRC403E-RTK/P
Q404	KRX103E-RTK/P
Q405	MCH6307-TL-E
Q406	2SC3052-T112-1E

R401	470-J
R402	470-J
R403	470-J
R404	100K-J
R405	47K-F
R406	8.2-J 1W 6432
R407	10K-J
R408	560-J
R409	2.2K-J
R410	33K-J
R411	10K-J
R412	DUMMY
R413	15K-F
R414	10K-J
R415	100-J
R416	100K-J
R417	39K-J
R418	27K-J
R419	47K-F
R420	DUMMY

R421	2.2K-J
R422	1M-J
R423	47K-F
R424	1K-J
R425	47K-J
R426	33K-J
R427	150K-J
R428	100K-J
R429	56K-J
R430	100K-J
R431	330K-J
R432	470K-J
R433	15K-J
R434	15K-J
R435	15K-J
R436	100-J
R437	820K-J
R438	820K-J
R439	4.7K-J
R440	10K-J
R441	3.3K-J
R442	3.3K-J
R443	270-J
R444	12K-J
R445	22K-J
R446	270K-J
R447	100K-J
R448	1K-J
R449	33K-J
R450	100K-J
R451	47K-J
R453	1-J R-0124
R454	1-J R-0124
R455	100K-J
R462	DUMMY
R465	56K-J
R466	56K-J
R467	1K-J
R468	1K-J
R469	1K-J
R470	1K-J
R471	1K-J
R472	1K-J
R473	1K-J
R474	0-J
R475	1K-J
R476	1K-J
R477	1K-J
R478	1K-J
R479	1K-J
R480	1K-J
R481	1K-J
R482	1K-J
R483	1K-J
R484	100-J
R485	1K-J
R486	100-J
R488	1K-J
R490	DUMMY
R491	1K-J
R492	1K-J
R493	1K-J
R494	1K-J
R495	100K-J
R496	1K-J
R497	1K-J
R499	1K-J
R500	1K-J
R501	1K-J

R502	1K-J
R503	1K-J
R504	1K-J
R505	1K-J
R507	1K-J
R508	1K-J
R509	1K-J
R510	1K-J
R511	1K-J
R512	1K-J
R513	1K-J
R514	1K-J
R515	1K-J
R516	56K-J
R517	56K-J
R518	56K-J
R519	56K-J
R520	DUMMY
R521	1K-J
R522	1K-J
R524	1K-J
R525	1K-J
R528	1K-J
R529	1K-J
R530	1K-J
R531	1K-J
R532	1K-J
R533	1K-J
R534	1K-J
R535	1K-J
R536	1K-J
R538	1K-J
R539	1K-J
R548	1K-J
R549	1K-J
R550	1K-J
R551	1K-J
R552	1K-J
R553	56K-J
R554	10-J
R555	4.7K-J
R556	4.7K-J
R557	4.7K-J
R560	39K-F
R561	1M-F
R562	68K-F
R563	56K-J
R564	56K-J
R565	56K-J
R566	56K-J
R569	10-J
R572	47K-J
R573	56-J
R574	120-J

S401	SW-0842
S402	SW-0823
S403	SW-0823

NOTES - chip top:
1. RESISTANCE VALUES ARE SHOWN IN OHMS
   UNLESS OTHERWISE NOTED.
   (K-KILO OHM. M-MEG OHM.)
2. RESISTOR WATTAGES ARE 1/16W
   UNLESS OTHERWISE NOTED.
3. CAPACITANCE VALUES ARE INDICATED IN
   MICRO FARADS UNLESS OTHERWISE NOTED.
   (P-MICRO-MICRO FARAD)
4. ALL CAPACITORS TEMPERATURE
   CHARACTERISTICS ARE CH (LESS THAN 820PF)
   OR B (MORE THAN 0.001UFPF)
   UNLESS OTHERWISE NOTED.
5. ALL CAPACITORS ARE RATED 50V
   UNLESS OTHERWISE NOTED.
6. ALL CAPACITORS SIZE ARE 1005
   UNLESS OTHERWISE NOTED.
7. CHIP PARTS ARE NOT SPECIFIED IN THIS DRAWING
   PLEASE REFER TO THE PARTS LIST
   FOR THE CHIP PARTS.

DESIGN.BY	DRAWN.BY	UNIDEN NO.	MODEL NO.
2006SEP26	2006SEP26	UB347ZH	UBC3500XLT
KOBAI	KOBAI	TITLE KEY ASSY	
CHECK.BY	APPRO.BY	CHIP LAY OUT BOTTOM VIEW(2/2)	
2006SEP27	2006SEP27	DRAWING NO.	
KODA	IGA	E23-26443	
REV. NO.		UNIDEN CORP.	

B401 PH-310BA (1/2) [BOTTOM VIEW]

Use Pb free Solder

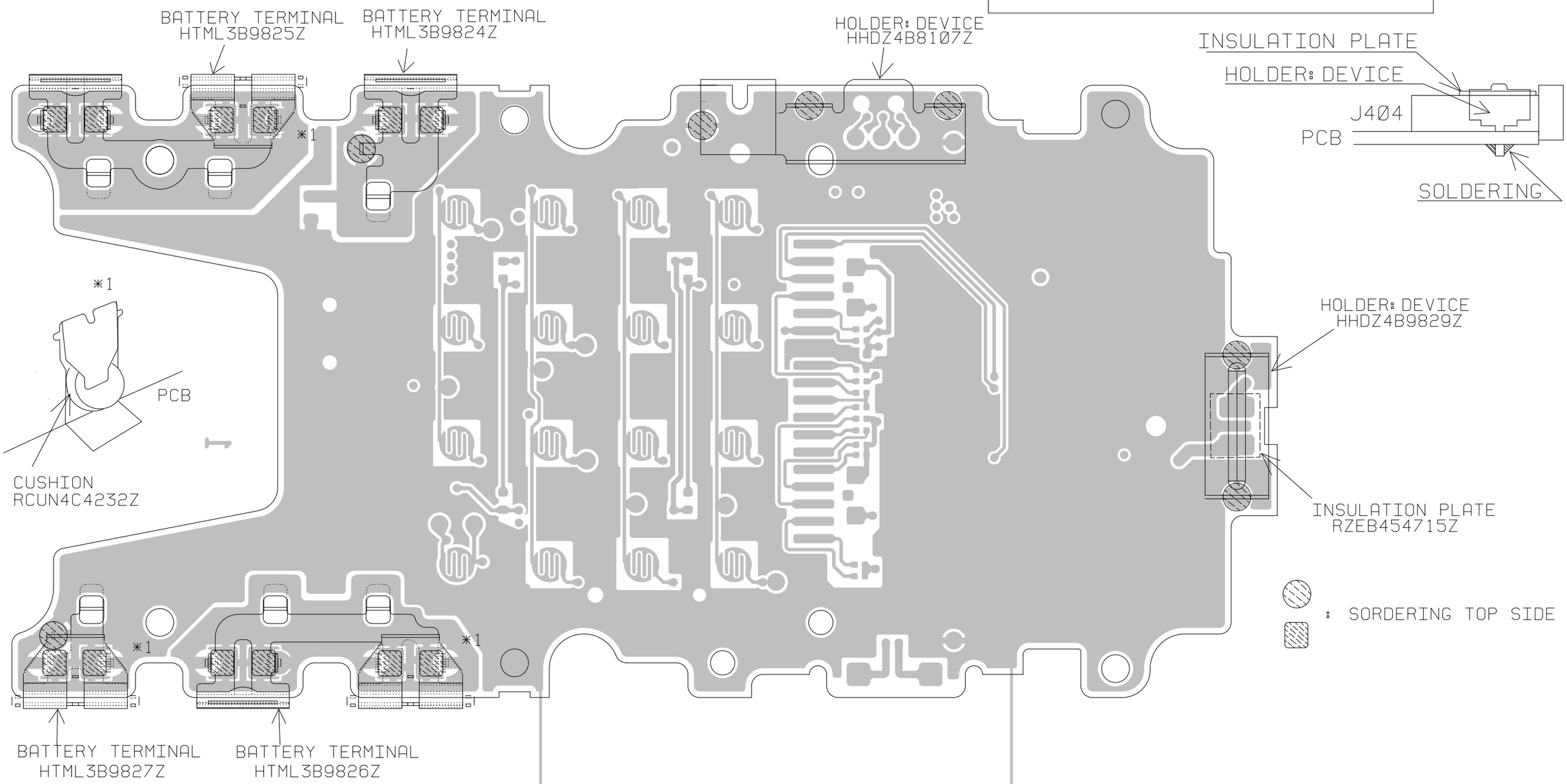

B401 PH-310BA (2/2) [BOTTOM VIEW]



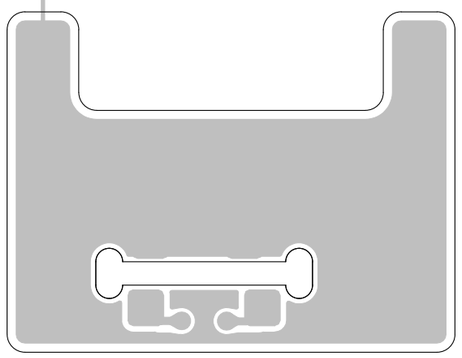

DESIGN. BY	DRAWN. BY	UNIDEN NO.	MODEL NO.
2005MAY02	2006SEP26	UB347ZH	UBC3500XLT
KODA	KOBAI	TITLE KEY ASSY PARTS ASSY BOTTOM VIEW	
CHECK. BY	APPRO. BY		
2006SEP27	2006SEP27	DRAWING NO. E23-26444	
KODA	IGA		
REV. NO.			UNIDEN CORP.

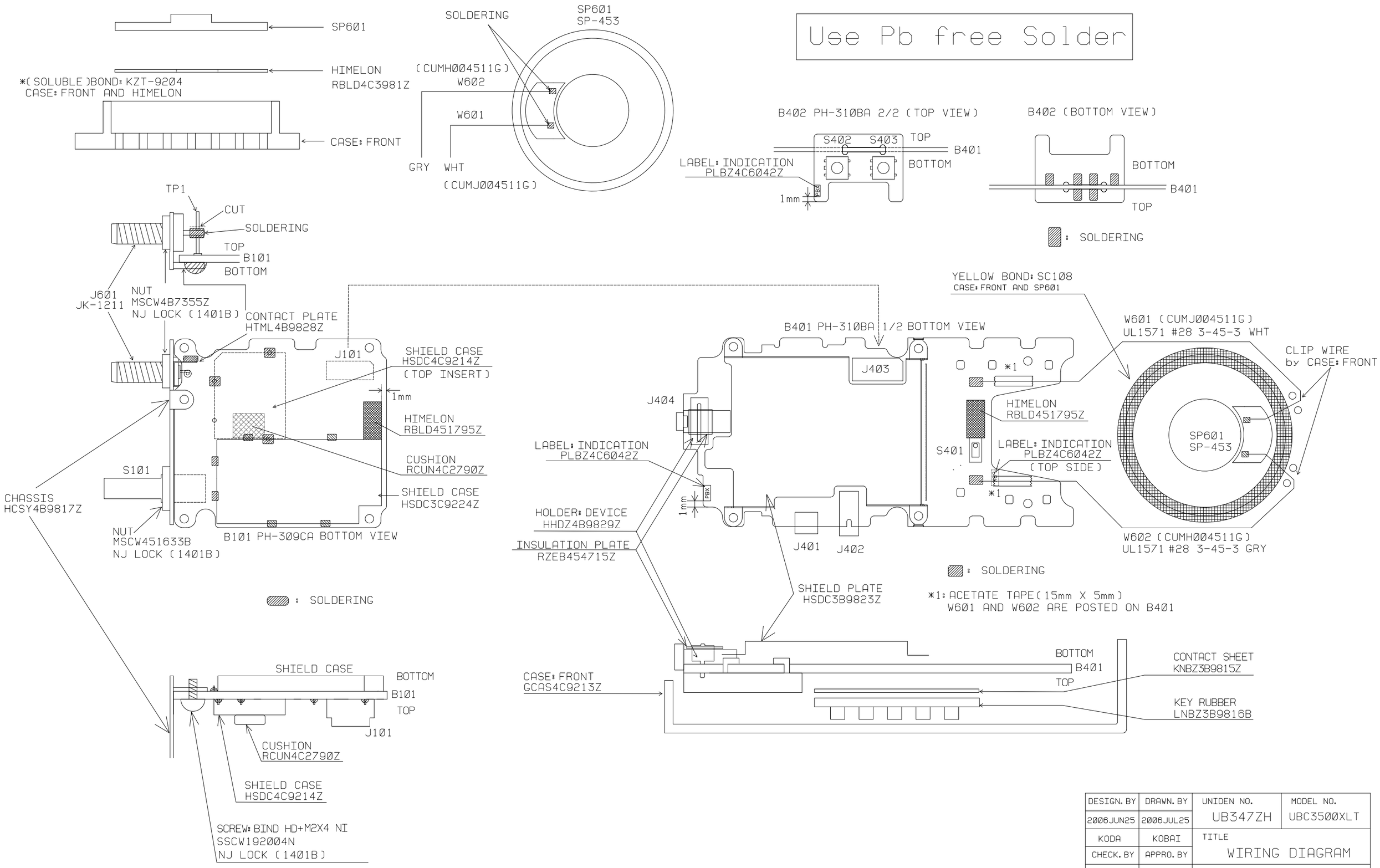

DESIGN. BY	DRAWN. BY	UNIDEN NO.	MODEL NO.
2006JUN25	2006JUL25	UB347ZH	UBC3500XLT
KODA	KOBAI	TITLE	
CHECK. BY	APPRO. BY	WIRING DIAGRAM	
2006SEP27	2006SEP27	DRAWING NO.	
KODA	IGA	E33-5278	
REV. NO.		UNIDEN CORP.	